

---

Final Report  
AACP Deans Council Task Force  
on Post Graduate Pharmacy  
(Residency) Education  
July 2007

Arthur Nelson, Ph.D. (Chair), Harold Godwin, M.S.,  
Dick Gourley, Pharm.D., Mary Lee, Pharm.D.,  
**John Pieper Pharm.D.**, Lamar Pritchard, Ph.D.,  
Cindy Stowe, Pharm.D., and Charles Taylor,  
Pharm.D.

# Charge to the Task Force

---

- **PURPOSE:**

Questionnaire administered to all US Colleges/Schools of Pharmacy to collect information on the current level and sources of funding for post-graduate (residency) pharmacy education

- **RECOMMENDATIONS:**

The Task Force was asked to make recommendations about residencies to the Council of Deans

# Background

---

- Pharmacists are uniquely positioned for direct patient care opportunities
- The workforce shortage and a relatively small number of residency programs will influence opportunities
- Projected shortage of as many as 165,000 primary care pharmacists and 130,000 secondary and tertiary pharmacists by 2020
- New colleges of pharmacy have opened and existing programs have increased admission

# Background (cont'd)

---

- For 2008, there are 1516 PGY1 positions and 325 PGY2 positions and 10,670 graduates
- Some organizations have recommended that residency education and board certification should serve to prepare entry practitioners in the future as prerequisites for providing more advanced forms of pharmaceutical care

# Background (cont'd)

---

- 2004, AACP Task Force on the Role of Schools and Colleges of Pharmacy in Residency Training report recommending colleges take a proactive leadership role in developing and enhancing accredited post graduate pharmacy education programs.
- The task force suggested efforts to “document value” of residency training and to “facilitate federal and state funding” to allow growth of such education programs

# Funding Mechanisms for Post-Graduate Pharmacy Education

---

- Host institution
- Co-funded by college/school of pharmacy
- Centers for Medicare and Medicaid Services (PGY1 only) in health systems
- Co-funding with clinics, physician practices and other collaborative practice models
- Community pharmacy sites
- Foundations, corporations, industry, wholesalers, etc.

# Current Status of Residency Training in AACCP Member Colleges

---

- On-line questionnaire to identify level of engagement during the 2006-07
- Questionnaire items:
  - Number and type of residency positions
  - Funding sources
  - Use of residents in instruction
  - Employment of residency graduates
  - Management of residency programs
- 62 colleges (from 91 AACCP full members, 68%) responded

# Survey Results

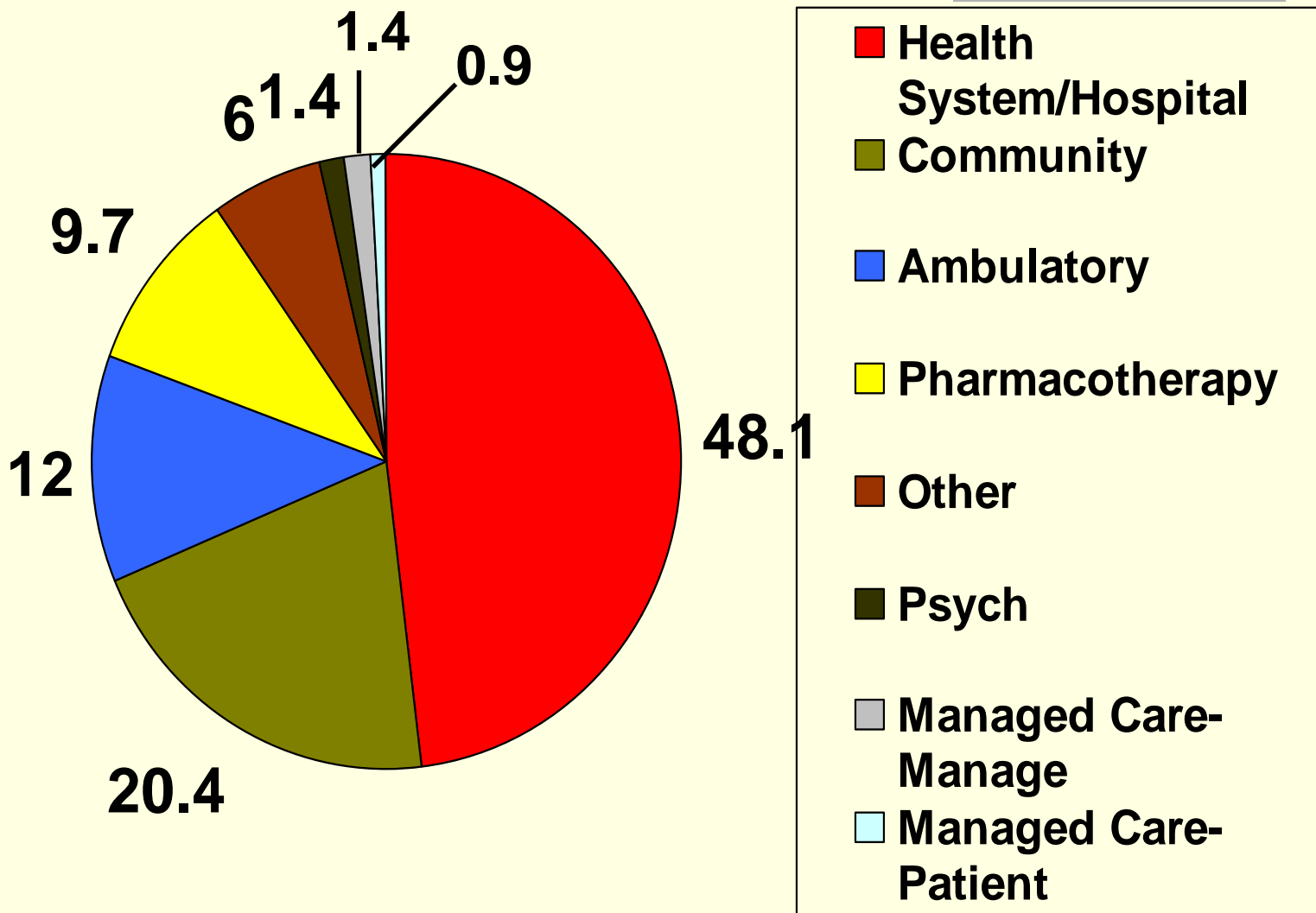
Number of Positions by Type of Program  
for Colleges with at Least One Position  
Available in 2006-07

Total

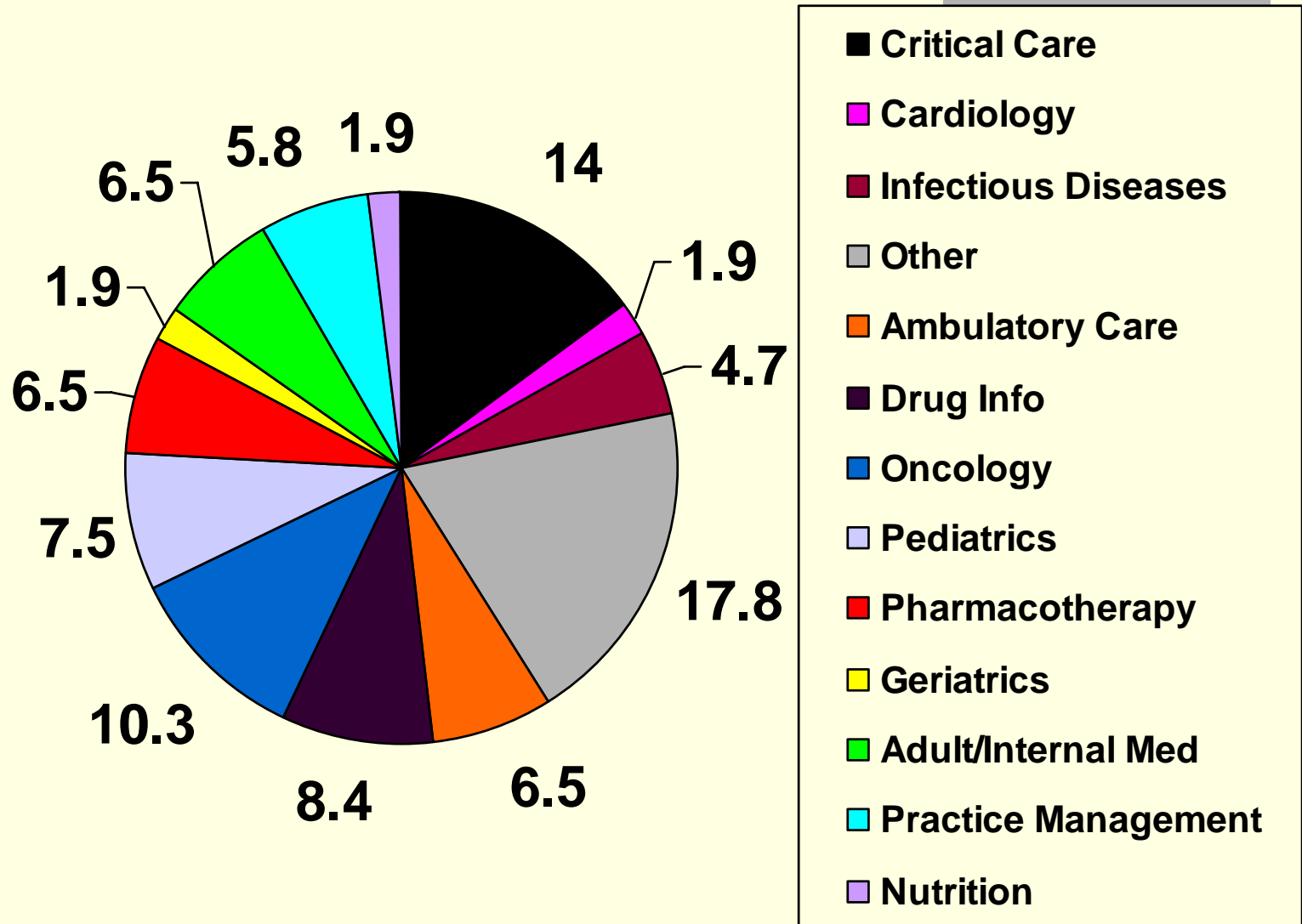
<u>Program type</u>	<u>positions</u>	<u>#(%) ≥ 1 position</u>	<u>Avg #</u>
PGY1 accredited	216	39(63)	5.5
PGY2 accredited	107	25(40)	4.3
Non-accredited	104	36(58)	2.9

**TOTAL**                      **407**

# Distribution of Areas of Emphasis for accredited PGY1 2006-07



# Distribution of Specialty Residencies Areas for 107 PGY2 positions, 2006-07



# Areas for Non-accredited or Accreditation in-process positions, 2006-07

---

- 24% other
- 22% ambulatory/primary care
- 12% drug information
- 11% internal/adult medicine

# Distribution of Number of Resident Positions by College

---

- 52 (84%) of 62 responding colleges offered at least one residency position in 2006-07
- 23 colleges offered no PGY1, 37 no PGY1 and 26 no non-accredited positions.
- The modal number of position in all three categories in 2
- 4 colleges offer more than 20 positions

# College Financial Commitments to Residency Education

---

Total Budget (all responses)	\$17,951,050
Average (per response with positions>0)	345,213
Average Budget/position	42,040

# Sources for Residency Funding by Colleges

---

■ CMS	12%
■ Patient care revenue	43%
■ Tuition/fees	29%
■ Gifts/grants	9%
■ Other	7%

# Instructional Engagement of Residents

---

- 98% of residents provide some type of educational services!
- Average of 387 total hours of instruction per resident per year

# Instructional Engagement of Residents (cont'd)

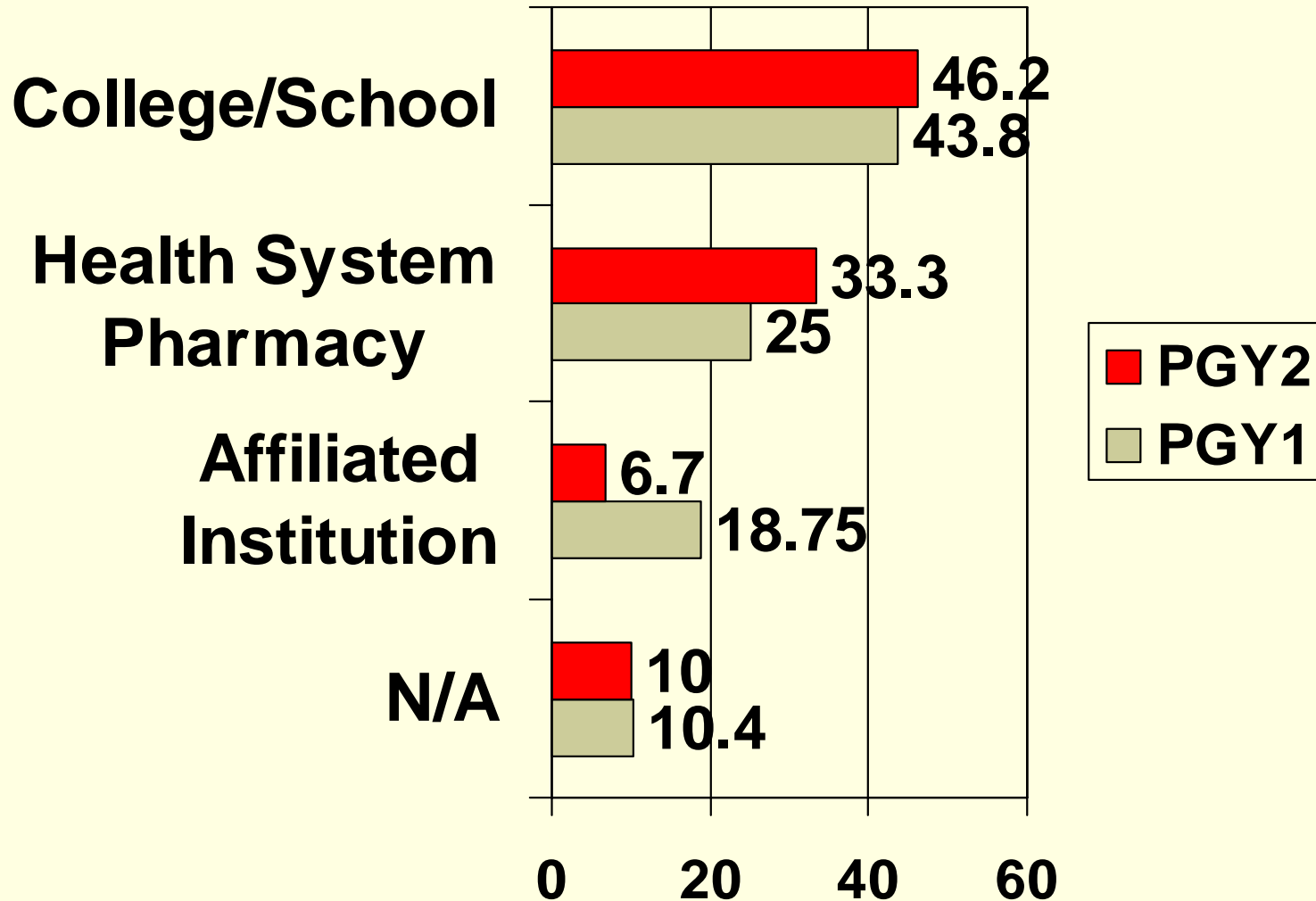
<u>Instruction by residents</u>	<u>Average/resident</u>	<u>High/resident</u>
# weeks clerkship	8.8	52.0
1-hour equivalent lecture	2.6	18.0
2-3 hour lab sessions(wk)	5.0	30.0
Case-based or PBL sessions	8.2	78.0
Other 1 hour instruction/yr	9.3	150.0
(IPPE, evaluating group presentations, career mentoring, shadowing, grading, health fairs, immunization training, etc)		

# Organizational Structure that Colleges use to Administer Residency programs

---

- Director: 53%
- Chair/Division Head: 31%
- Asst/Assoc Dean 12%
- Vice Chair/Division Head: 4%

# Entities holding ASHP residency accreditation (%)



# Task Force Recommendations

---

- Recommend to ACPE that by 2020, all full-time pharmacy practice faculty members who are engaged in teaching and delivery of direct patient care services shall have earned a post graduate credential relevant to the areas of teaching and practice, PGY1 residency and either a PGY2 or fellowship.

# Task Force Recommendations

---

- AACP develop a standing committee with the mission to facilitate the growth and development of post-graduate pharmacy education to meet future practice faculty needs of colleges.
- Propose that ACPE modify its accreditation standards such that all colleges of pharmacy must engage in accredited residency training as a component of being an accredited professional program.